

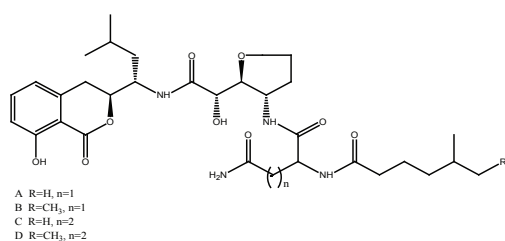


Bacillus spp.: Attractive Sources of Anti-cancer and Anti-proliferative Biomolecules

Umme Tamanna Ferdous^a, Md. Asaduzzaman Shishir^b, Shakila Nargis Khan^a, Md. Mozammel Hoq^{a*}

Supplementary Information

Supplementary figures:



a

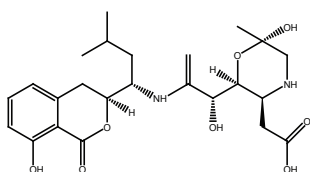


Figure 1: a) Structure of Lipoamicoumacins. Different R groups different types (A-D) (Li et al., 2012) b) Structure of Bacilosarcin C (National Center for Biotechnology Information, 2016)

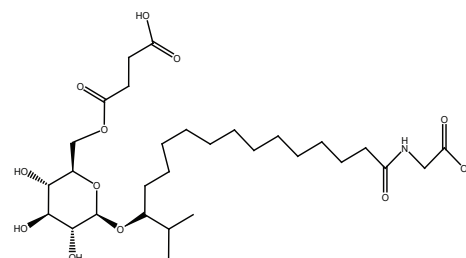


Figure 2: Structure of leodoglucomide B (Tareq et al., 2013).

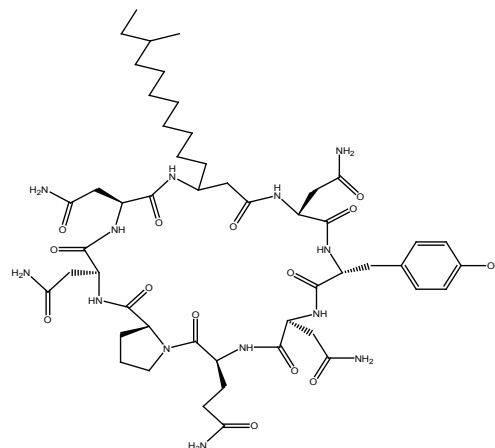


Figure 3: Structure of Mojavensin A (Ma, Wang, Hu, & Wang, 2012).

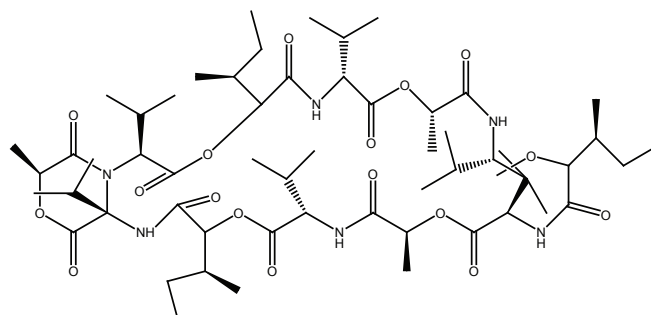


Figure 4: Structure of Bacillistatins 1 (Pettit et al., 2010).